

NOK General Oil Seals

MG_{Type}

Nitrile rubber (NBR) oil seal



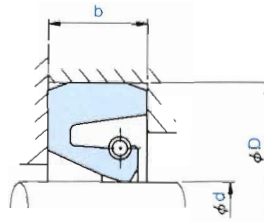
- When ordering, please indicate the NOK part number and the relevant dimensions.
- Check the Guide to Allowable Operating Conditions on pages E-10 and E-11 for relevant information on the seal selected before use.
- Normally, these seals are shipped without any radial cuts. A description for making radial cuts is on page 65.

Lip Material	NOK A103(Press-fit Area A103) NOK A104(Press-fit Area A104)
--------------	--

MG Type

Material Nitrile (NBR)

● The sectional view on the right shows the typical profile of the seal type.



Dimensions			Part Number
Shaft diameter d	Outside diameter D	Width b	
17	35	7	AM 0759 E1
19	40	6	AM 0882 A0
20	44	12	AM 1042 A0
22	42	12	AM 1149 A0
25	45	11	AM 1338 A0
25	49	12	AM 1358 E0
25	50	10	AM 1362 E1
28	55	8	AM 1574 E1
30	54	12	AM 1728 A0
32	52	11	AM 1904 A0
35	59	12	AM 2101 E0
35	60	12	AM 2107 A0
36	58	10	AM 2169 A5
38	60	12	AM 2246 E1
40	62	12	AM 2390 E0
40	65	12	AM 2403 A0
40	67	14	AM 2413 E0
42	66	12	AM 2512 A0
45	65	12	AM 2659 E1
45	68	12	AM 2668 E0
45	70	14	AM 2677 E0
45	72	14	AM 2686 E0
45	75	14	AM 2692 A0
50	72	12	AM 2864 G0
50	75	13	AM 2876 E0
50	77	14	AM 2878 E0
50	80	14	AM 2888 A0
55	78	12	AM 3055 E0
55	80	12	AM 3062 E1
55	82	14	AM 3066 E0
55	85	14	AM 3072 A0
58	80	14	AM 3156 A0
60	82	12	AM 3222 A0
60	87	14	AM 3238 E0
60	90	14	AM 3244 F0
65	92	14	AM 3411 G0
65	95	16	AM 3415 A0
70	86	9	AM 3497 E0
70	92	12	AM 3519 E1
70	100	16	AM 3533 A0

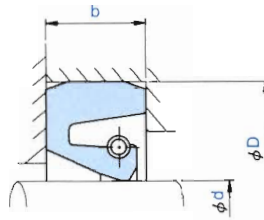
Dimensions			Part Number
Shaft diameter d	Outside diameter D	Width b	
75	100	13	AM 3618 E0
75	105	16	AM 3632 A0
80	105	13	AM 3744 E1
80	110	16	AM 3757 A0
85	110	13	AM 3842 E0
85	115	16	AM 3853 A0
90	120	16	AM 3940 A0
95	125	16	AM 4002 A0
100	130	16	AM 4076 A0
100	133	18	AM 4077 E0
100	135	15	AM 4079 F0
105	138	18	AM 4159 E0
105	140	13	AM 4160 A0
105	140	15	AM 4161 E0
105	140	18	AM 4163 E0
110	140	12	AM 4210 E0
110	143	18	AM 4219 E0
110	145	18	AM 4223 A0
115	145	18	AM 4285 A0
115	150	18	AM 4293 E0
120	150	14	AM 4346 E0
120	153	18	AM 4352 E0
120	155	18	AM 4356 A0
125	155	14	AM 4399 E0
125	158	18	AM 4402 E0
125	160	18	AM 4405 A0
130	160	14	AM 4451 E0
130	163	18	AM 4459 F0
130	165	18	AM 4461 A0
135	168	18	AM 4501 E0
135	170	18	AM 4505 A0
140	173	18	AM 4550 F0
140	175	18	AM 4552 A0
140	177	16	AM 4553 E0
145	178	18	AM 4586 E0
145	180	18	AM 4587 A0
150	185	18	AM 4630 A0
150	186	20	AM 4633 E0
155	191	20	AM 4675 A0
160	195	18	AM 4717 A0

MG Type

H

Material Nitrile (NBR)

● The sectional view on the right shows the typical profile of the seal type.



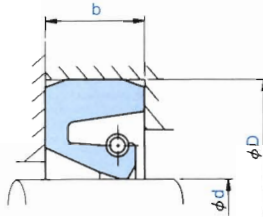
Dimensions				Dimensions			
Shaft diameter d	Outside diameter D	Width b	Part Number	Shaft diameter d	Outside diameter D	Width b	Part Number
160	196	20	AM 4718 E0	330	380	25	AM 5750 A0
165	201	20	AM 4747 A0	340	390	25	AM 5782 A0
170	206	20	AM 4802 F0	345	390	25	AM 5803 A0
170	210	20	AM 4806 A0	350	400	25	AM 5817 A0
175	211	20	AM 4850 A0	350	400	25.4	AM 5818 A0 ★
180	216	20	AM 4907 H0	355	405	25	AM 5829 A0
180	220	20	AM 4911 A0	360	405	25	AM 5844 A0
190	230	20	AM 4988 A0	370	420	25	AM 5867 A0
195	231	20	AM 5023 A0	380	440	25	AM 5888 A0 ★
200	230	16	AM 5054 E0	390	435	25	AM 5907 E0
200	239	22	AM 5063 F0	390	450	25	AM 5909 A0 ★
200	240	20	AM 5068 A0	400	450	25	AM 5927 A0
210	249	22	AM 5135 A0	410	460	25	AM 5953 A0
210	265	23	AM 5146 E1	410	470	25	AM 5955 A0 ★
215	254	22	AM 5171 A0	420	470	30	AM 5975 A0 ★
220	260	20	AM 5215 A0	430	480	30	AM 5995 A0 ★
220	260	22	AM 5216 F0	440	490	25	AM 6025 A0
230	269	22	AM 5287 A0	450	500	25	AM 6055 A0
235	275	22	AM 5320 E0	455	510	28	AM 6063 E0 ★
240	280	20	AM 5352 A0	460	515	28	AM 6078 A0 ★
240	295	25	AM 5359 E0	470	525	30	AM 6095 A0 ★
250	290	20	AM 5407 A0	475	525	25	AM 6104 A0
250	295	24	AM 5408 E0	480	530	30	AM 6108 A0 ★
255	300	24	AM 5440 A0	480	540	25	AM 6111 A0 ★
260	305	22	AM 5465 A0	495	545	30	AM 9129 E1 ★
260	310	24	AM 5467 E0	500	550	20	AM 6142 A0
260	315	24	AM 5469 E0	500	560	25	AM 6144 A0 ★
265	315	24	AM 5490 E0	520	570	24	AM 6169 A0
270	320	24	AM 5521 A0	540	590	30	AM 6194 A0 ★
275	320	24	AM 5537 A0	550	600	25	AM 6205 E1
280	325	22	AM 5565 A0	560	610	30	AM 6224 F1 ★
280	325	24	AM 5566 E0	570	630	30	AM 9040 A0 ★
290	335	24	AM 5591 A0	580	630	25	AM 6243 A0
300	345	22	AM 5631 A0	600	650	30	AM 6264 A0 ★
300	350	25	AM 5635 F0	600	670	30	AM 6270 A0 ★
310	355	24	AM 5672 A0	610	660	30	AM 6280 A0 ★
315	360	20	AM 5689 A0	620	670	28	AM 6285 A0 ★
315	365	25	AM 5694 E0	635	705	30	AM 6302 A5 ★
320	370	25	AM 5717 A0	640	702	29	AM 6304 A5 ★
325	375	25	AM 5737 E0	650	705	20	AM 6312 A0 ★

★: Lip material is NOK A104

MG Type

Material **Nitrile (NBR)**

● The sectional view on the right shows the typical profile of the seal type.



Shaft diameter <i>d</i>	Dimensions		Part Number
	Outside diameter <i>D</i>	Width <i>b</i>	
670	720	25	AM 6330 Z0
680	740	30	AM 6339 A7 ★
690	750	30	AM 6344 A0 ★
700	770	30	AM 6360 A0 ★
710	760	25	AM 6366 A0
720	780	25	AM 6386 E0 ★
740	800	25	AM 6399 E1 ★
750	810	30	AM 9603 E0 ★
760	820	25	AM 6420 E1 ★
770	830	30	AM 6436 E1 ★
780	840	30	AM 6447 A5 ★
800	860	30	AM 6458 A6 ★
830	900	30	AM 6476 A5 ★
870	940	30	AM 6508 A0 ★
900	950	25	AM 6527 A0
930	1000	30	AM 6540 A5 ★
1100	1170	30	AM 9761 E0 ★
1270	1334	25	AM 6664 E0 ★
1400	1476.2	19.1	AM 9793 E0 ★

★: Lip material is NOK A104

