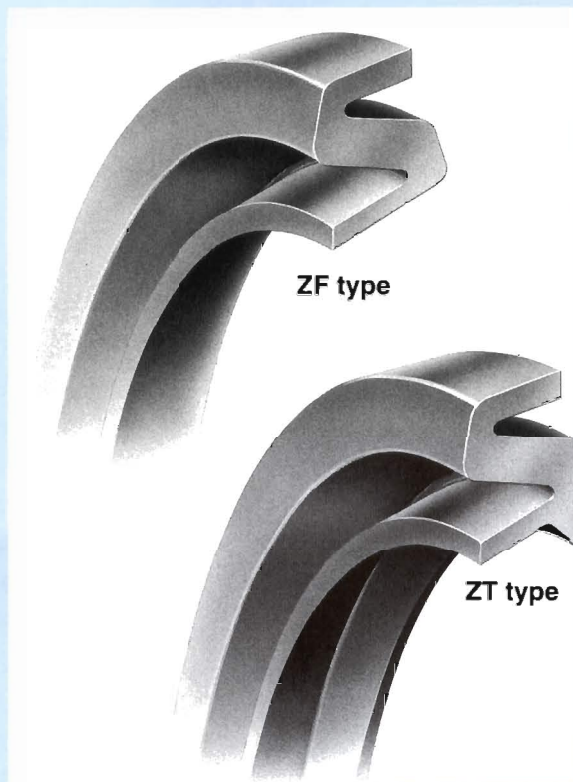


NOK General Oil Seals

# ZF Type, ZT Type

Nitrile rubber (NBR) oil seal



- When ordering, please indicate the NOK part number and the relevant dimensions.
- Check the Guide to Allowable Operating Conditions on pages E-8 and E-9 for relevant information on the seal selected before use.

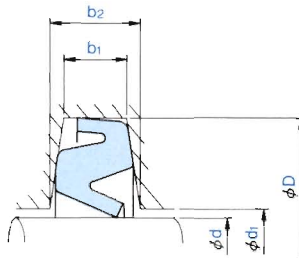
Lip Material	NOK A103
--------------	----------

# ZF Type

H

**Material** Nitrile (NBR)

●The sectional view on the right shows the typical profile of the seal type.



Nominal number	Shaft diameter d	Groove dimensions				Part Number	Nominal number for plumber block
		D	d <sub>1</sub>	b <sub>1</sub>	b <sub>2</sub>		
1	10	21	11	3	4.2	AZ 0264 E0	—
2	12	23	13	3	4.2	AZ 0373 E0	—
3	15	26	16	3	4.2	AZ 0589 F0	—
4	17	28	18	3	4.2	AZ 0733 F0	SN504, SN604
5	19.05	31	20	3	4.4	AZ 0906 E0	S505E, S605E
5	20	31	21.5	3	4.2	AZ 0992 G0	SN505, SN605
6	25	38	26.5	4	5.4	AZ 1304 H0	SN506, SN606
7	28.58	43	29.6	4	5.6	AZ 1602 E0	S507S, S607S
7	30	43	31.5	4	5.4	AZ 1670 H0	SN507, SN607
7	30.16	43	31.2	4	5.4	AZ 1670 H0	S507A, S607A
8	31.75	48	32.8	4	5.9	AZ 1833 E0	S508E, S608E
8	34.92	48	35.9	4	5.5	AZ 2045 G0	S508S, S608S
8	35	48	36.5	4	5.4	AZ 2045 G0	SN508, SN608
9	38.1	53	39.1	4	5.7	AZ 2275 E0	SS509E, S609E
9	40	53	41.5	4	5.4	AZ 2347 G0	SN509E, SN609
10	44.45	58	45.5	4	5.5	AZ 2578 E0	S510E, S610E
10	45	58	46.5	4	5.4	AZ 2636 G0	SN510, SN610
11	49.21	67	50.2	5	7.1	AZ 2845 F0	S511A, S611A
11	50	67	51.5	5	6.9	AZ 2845 F0	SN511, SN611
11	50.8	67	51.8	5	6.9	AZ 2914 E0	S511E, S611E
12	55	72	56.5	5	6.9	AZ 3038 G0	SN512, SN612
13	57.15	77	58.7	5	7.2	AZ 3126 E0	S513E, S613E
13	60	77	62	5	6.8	AZ 3199 G0	SN513, SN613
13	60.32	77	61.8	5	6.9	AZ 3199 G0	—
15	63.5	82	65	5	7.1	AZ 3334 E0	S515E, S615E
15	65	82	67	5	6.8	AZ 3388 F0	SN515, SN615
16	69.85	89	71.4	6	8.2	AZ 3508 F0	S516E, S616E
16	70	89	72	6	8.1	AZ 3508 F0	SN516, SN616
17	74.61	94	76.1	6	8.2	AZ 3606 F0	S517A, S617A
17	75	94	77	6	8.1	AZ 3606 F0	SN517, SN617
18	79.38	99	80.9	6	8.2	AZ 3727 F0	S518S, S618S
18	80	99	82	6	8.1	AZ 3727 F0	SN518, S618
19	85	104	87	6	8.1	AZ 3832 F0	S619
20	88.9	111	90.9	7	9.5	AZ 3887 E0	S520E, S620E
20	90	111	92	7	9.3	AZ 3923 F0	SN520, S620
21	95	116	97	7	9.3	AZ 3987 E0	—
21	95.25	116	97.2	7	9.3	AZ 3987 E0	—
22	100	125	102	8	10.8	AZ 4061 F0	SN522, S622
22	100.01	125	102	8	10.8	AZ 4061 F0	S522A, S622A
23	105	130	107	8	10.8	AZ 4149 E0	—

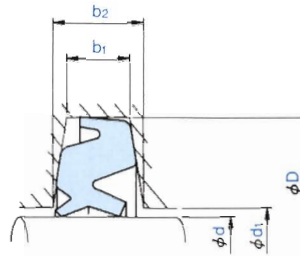


# ZF Type

H

**Material** Nitrile (NBR)

●The sectional view on the right shows the typical profile of the seal type.



Nominal number	Shaft diameter d	Groove dimensions				Part Number	Nominal number for plumber block
		D	d <sub>1</sub>	b <sub>1</sub>	b <sub>2</sub>		
3	15	26	16	3	4.2	AZ 0589 G0	—
5	20	31	21.5	3	4.2	AZ 0992 E0	SN505, SN605
6	25	38	26.5	4	5.4	AZ 1304 E0	SN506, SN606
7	30	43	31.5	4	5.4	AZ 1670 E0	SN507, SN607
8	35	48	36.5	4	5.4	AZ 2045 E0	SN508, SN608
9	40	53	41.5	4	5.4	AZ 2347 I0	SN509, SN609
10	45	58	46.5	4	5.4	AZ 2636 F0	SN510, SN610
11	50	67	51.5	5	6.9	AZ 2845 E0	SN511, SN611
12	55	72	56.5	5	6.9	AZ 3038 F0	SN512, SN612
13	60	77	62	5	6.8	AZ 3199 F0	SN513, SN613
15	65	82	67	5	6.8	AZ 3388 E0	SN515, SN615
16	70	89	72	6	8.1	AZ 3508 E0	SN516, SN616
17	75	94	77	6	8.1	AZ 3606 E0	SN517, SN617
18	80	99	82	6	8.1	AZ 3727 E0	SN518, S618
19	85	104	87	6	8.1	AZ 3832 E0	S619
20	90	111	92	7	9.3	AZ 3923 E0	SN520, S620
21	95	116	97	7	9.3	AZ 3988 E1	—
22	100	125	102	8	10.8	AZ 4061 E0	SN522, S622
23	105	130	107	8	10.8	AZ 4149 F0	—
24	110	135	113	8	10.7	AZ 4206 E0	S524, S624
26	115	140	118	8	10.7	AZ 4276 E0	SN526, S626
27	120	149	123	9	12.2	AZ 4342 E0	—
28	125	154	128	9	12.2	AZ 4397 F0	SN528, S628
29	130	159	133	9	12.2	AZ 4448 F0	—
30	135	164	138	9	12.2	AZ 4497 E0	SN530, S630
32	140	173	143	10	13.7	AZ 4549 F0	SN532, S632
34	150	183	153	10	13.7	AZ 4629 E0	SD534, SD3134
36	160	193	163	10	13.7	AZ 4716 H0	SD536, SD3136
38	170	203	173	10	13.7	AZ 4799 E0	SD538, SD3138
40	180	213	183	10	13.7	AZ 4902 E0	SD540, SD3140
42	190	223	193	10	13.7	AZ 4980 F0	—
44	200	240	203	11	15.5	AZ 5064 F0	SD544, SD3144
48	220	260	223	11	15.5	AZ 5213 F0	SD548, SD3148
52	240	286	243	12	17.3	AZ 5355 G0	SD552, SD3152